








new

Highlights




Features:

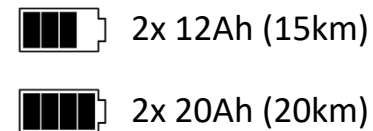
-  Pneumatic tires (Standard)
-  Tool free disassembly into 5 parts for transport and storage
-  Detachable battery pack, externally chargeable, 2x 12Ah & 2x 20Ah
-  Full Advanced Suspension
-  Rear Mirrors
-  LED Double Front Light & Horn
-  Adjustable tiller angle with charging function

Options

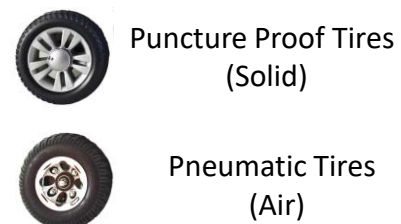
1 Colors



2 Battery



3 Tires



Specifications

Performance

Max. Speed	6 km/h
Max. Range	15 km / 20 km
Max. Degree of Climbing	12°
Max. Load	136 kg
Turning Radius	1,1 m

Equipment

Motor	300 W (24V)
Battery	2x 12 Ah / 2x 20 Ah
Front Wheels	9"
Rear Wheels	9"
Ground Clearance	7,5 cm
Weight	48 kg (W/O Battery) 56,7 kg (12 Ah) 62 kg (20 Ah)
Length, width, height	1080*505*870 (mm)